

7

POPULATION



A. GOAL

It is critical to ensure that it does not grow beyond the limits of being manageable. In the 5-year EA, Burning Man LLC suggested a population cap of 50,000 participants. This year, the Team aimed to make rough population estimates and compare those figures with those of Burning Man's counts, which are based on tickets in and out of the gate. This differs from the previous 2 years when the Team a more exact count. The reasons for requiring a less exact Team count are two-fold: a) BLM and BM numbers have been comparable despite different methods of calculating the daily population, and b) implemented in 2007, new cost-recovery fees are no longer tied to population.

B. STIPULATION

GENERAL

1. Black Rock City LLC (BRC) is required to manage its advance ticket sales in a manner to keep the maximum population of the event from exceeding 50,000 participants.

10. BRC shall provide BLM with the number of participants within the event site at noon each day and the peak number of participants for each day during the period of site occupancy (August 8th through September 15th). BLM can request population data any time during the event. BRC shall also provide BLM with detailed information of the number of staff and participants on the event site for the August 8 through September 15th period within 60 days after the event. This information shall include daily counts for the non-event period and six-hour counts during the duration of the event.

C. METHODS

Block counts

Each team was given a paper map showing which blocks they were to count. The Team counts vehicles in which participants could have transported to the event (art cars, golf carts etc did not count). Counts began daily before noon and took about an hour or two to complete. Representative blocks were counted and the population calculated accordingly. For logistic reasons, vehicles on the open playa and at the airport were not counted.

Person per vehicle determination

Upon event entry, every participant must get out of the vehicle while Burning Man staff search for hidden people and other concerns. This provided the Team the ideal opportunity to count the number of people per vehicle.

D. DATA

People per vehicle

When the gates opened at Monday midnight, Team members recorded the number of people per vehicle at the Greeters Gate. In 2 hours, they obtained 500 counts from which it was determined that the average number of people per vehicle was 2.31 people per vehicle.

Table 1: 2008 Census figures

The BLM-calculated population was estimated by multiplying the number of block vehicles by the average 2.31 people per vehicle. Daily counts began before noon and took about an hour or two to complete. Burning Man numbers, which are also displayed in the below table, were based on ticket counts at the gate at noon.

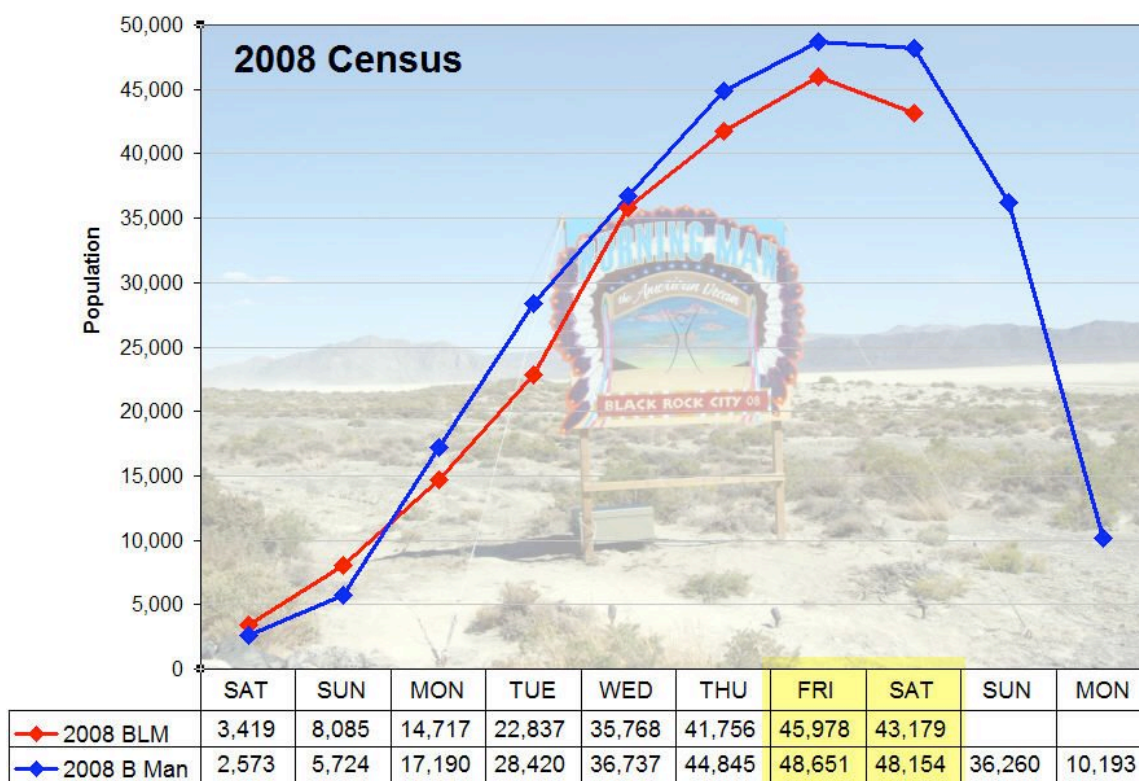
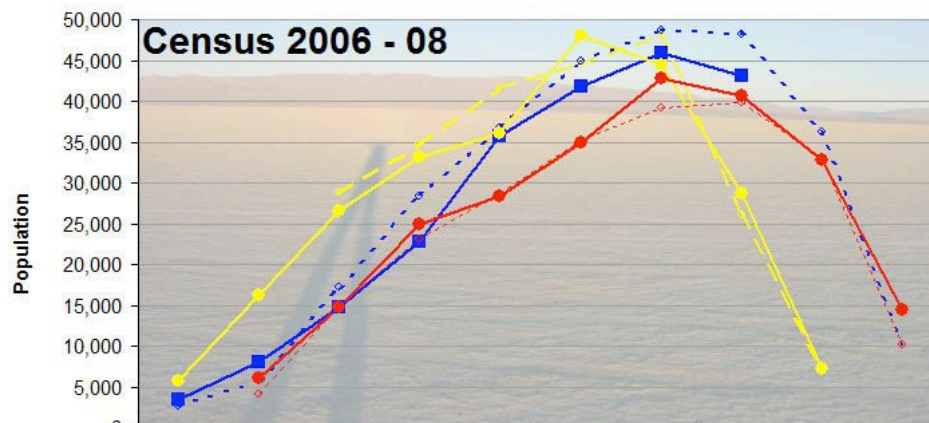


Table 2: Census during the current EA period

Over the years, despite different methods of calculation, both BLM and Burning Man census figures have been comparable.

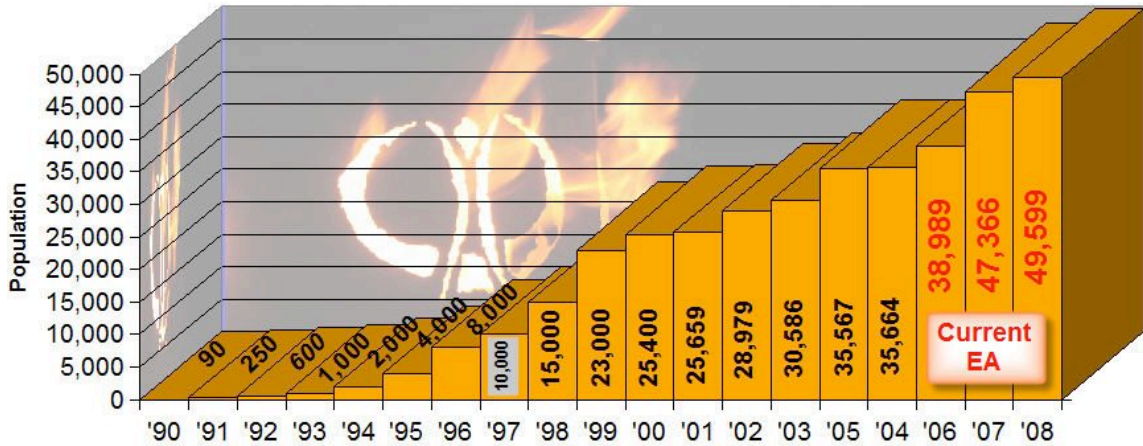


	SAT	SUN	MON	TUE	WED	THU	FRI	SAT	SUN	MON
—■— 08 BLM	3,419	8,085	14,71	22,83	35,76	41,75	45,97	43,17		
- -◇- 08 B Man	2,573	5,724	17,19	28,42	36,73	44,84	48,65	48,15	36,26	10,19
2008 Percent difference	24.7	29.2	-16.8	-24.4	-2.7	-7.4	-5.8	-11.5		
—●— 07 BLM	5,793	16,25	26,61	33,06	36,01	47,98	44,43	28,65	7,247	
- -◇- 07 B Man			28,88	34,70	41,60	44,60	48,01	26,00	7,000	
2007 Percent difference			-8.5	-4.9	-15.5	7.1	-8.1	9.3	3.4	
—●— 06 BLM		6016	14,70	24,96	28,37	34904	42,76	40,66	32,70	14,44
- -◇- 06 B Man		4155	14,84	23,11	28,76	35232	39,15	39,84	32,98	10,16
2006 Percent difference		30.9	-0.9	7.4	-1.4	-0.9	8.5	2.0	-0.8	29.6

Table 3: Peak population

Burning Man tracks tickets on an hourly basis. In 2008, the population peaked at 49,599 people on 8:00 AM on Saturday, August 30. The 50,000-population limit has been nearly reached every year that the 2006-2010 EA has been in place.

Peak Population: 1990-2008



Above figures cited from Burning Man as cited online: http://en.wikipedia.org/wiki/Burning_Man

* Note, the Burning Man did not take place on the public lands of the Black Rock Desert in 1997, but on adjacent private land.

E. RESULTS

GOOD

Population cap of 50,000 was not exceeded.

VIOLATION

Daily population numbers were received after the 60-day reporting period as per Stipulation #10.

F. RECOMMENDATIONS

Prepare a population contingency plan

With the arrival of only 400 more participants would have reached the population limit of 50,000. Burning Man sold 55,000 tickets. This assumes a 5% non-show/donation only rate. As notes, event attendance has increased every year since the event first came to the Black Rock Desert in 1990. It is reasonable to expect this upward growth will continue for the two remaining years the EA remains in place. Given these facts, it is not unreasonable anticipate that this limit may be reached during the life of the 2006-2010 EA.

A contingency plan is needed to provide for a) reporting procedures should Burning Man tickets exceed 50,000 people, and b) a corresponding action plan for the Burning Man and BLM. This plan should address the potential for large camps of any turned away at the gates camping in large groups on the open playa outside of the Public Closure Area on the open desert or at the hot springs as well as congregating in areas such as Gerlach or Empire where they might impede the traffic flow to and from the event.

Compare cost-recovery and population based fees

Since both BLM and BM numbers have been shown to be comparable, the Burning Man population figures could be used to compare cost recovery-based fees and population based fees.